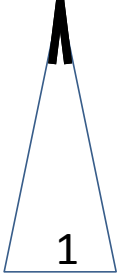

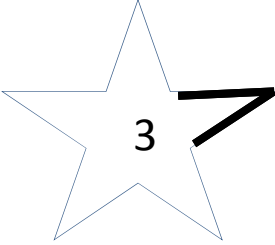
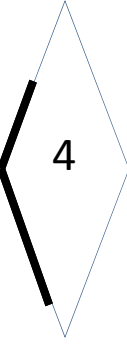


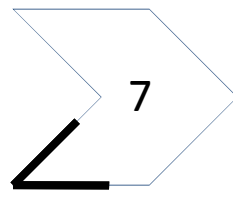
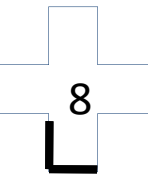


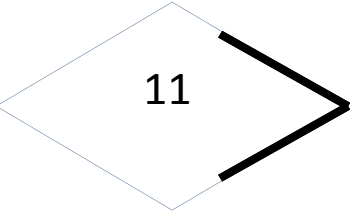
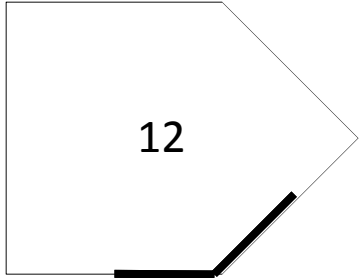


Classify Angles

Directions: Cut out each figure below. Classify the angle as a right angle, an acute angle, or an obtuse angle. Glue the figure underneath the correct type of angle.

 <p>1</p>	 <p>2</p>	 <p>3</p>	 <p>4</p>
 <p>5</p>	 <p>6</p>	 <p>7</p>	 <p>8</p>
 <p>9</p>	 <p>10</p>	 <p>11</p>	 <p>12</p>

Name : _____

Classify Angles

Directions: Glue each figure under the correct type of angle. An example of each has been done for you.

Right Angles	Acute Angles	Obtuse Angles
